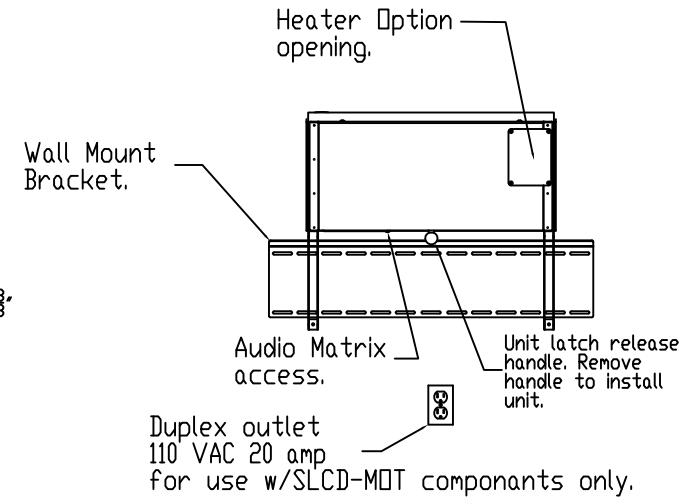
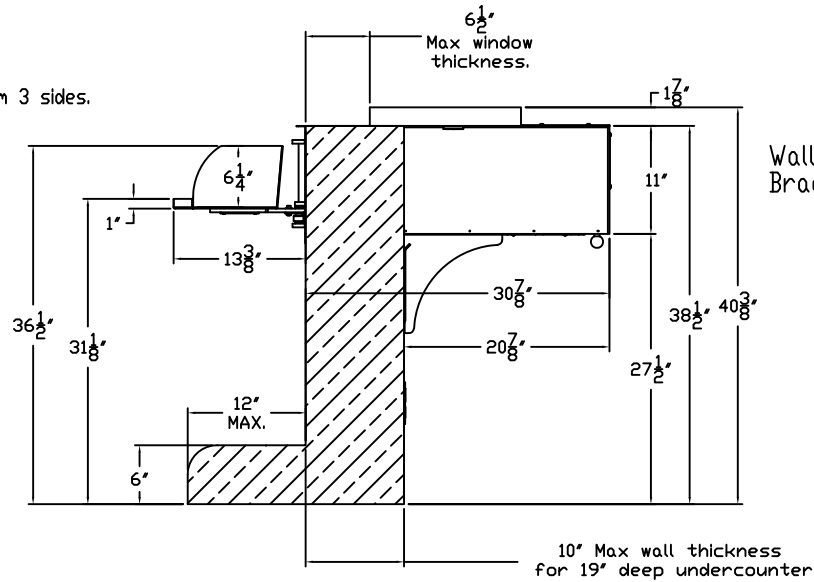
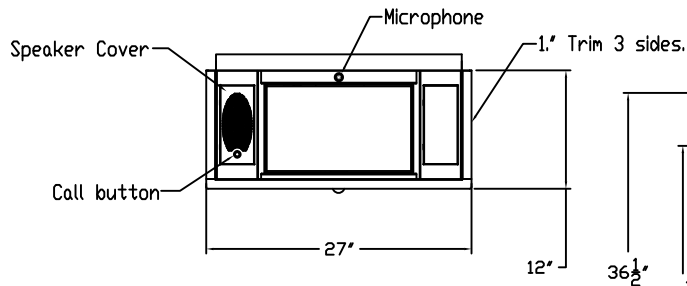
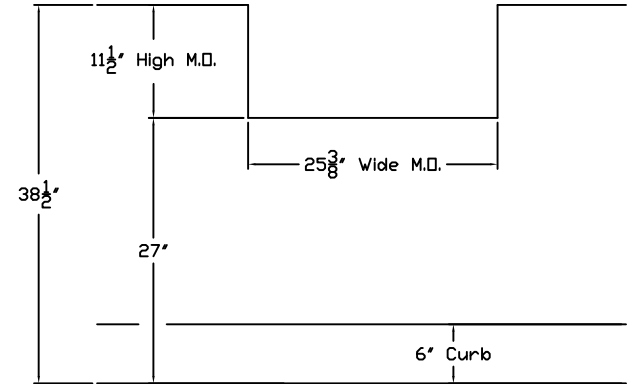


Max Payload size is roughly
15-3/8" W x 6-1/2" H x 8-1/8" D.



Exterior Elevation View

Section View

Interior Elevation View

REVISION REV-1 9/4/2024	UPDATED MASONRY OPENING DIMENSIONS
----------------------------	------------------------------------

HAMILTON
BY **GUINEDO**

PROPRIETARY AND CONFIDENTIAL
THESE DRAWINGS ARE THE PROPERTY
OF HAMILTON AND SHALL NOT
BE REPRODUCED, COPIED, USED
AS THE BASIS FOR MANUFACTURE OR
SALE OF APPARATUS WITHOUT
PERMISSION

DESCRIPTION	
College Hill Secure Large Commercial Drawer Motorized	
DRAWING/MODEL NUMBER 24-115 / SCLD-MOT	DATE 7/10/2024