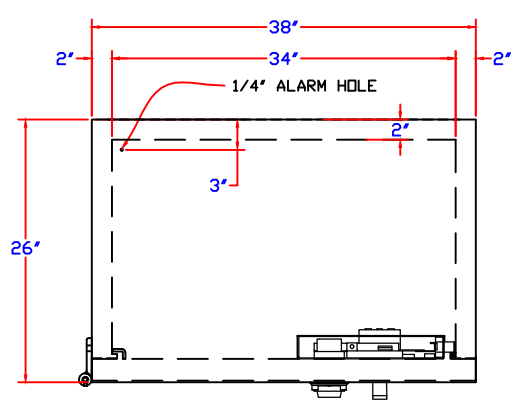
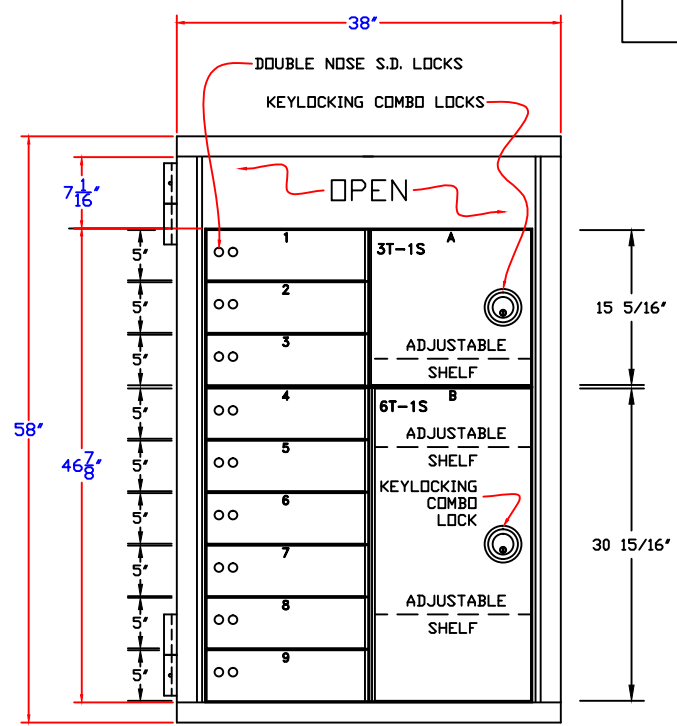


Rev - 1	5/30/12 UPDATE	2' COMP
Rev - 2		

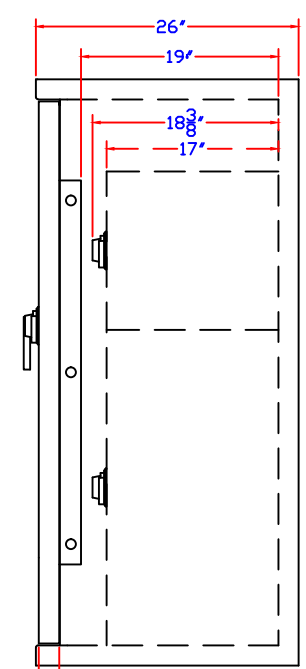


PLAN VIEW

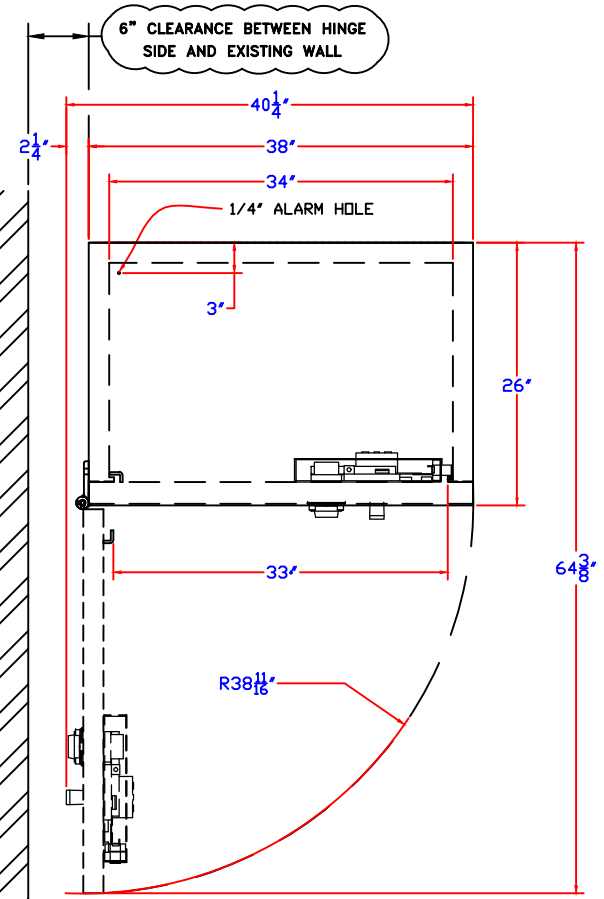
PORTABLE VAULT WITH INTERIOR  
 DRAWING NUMBER: 95-958L  
 COMPOSITE CHEST - 58"H x 38"W x 26"D;  
 TL-15; LEFT SWING  
 2-HOUR 350 DEGREE FIRE PROTECTION IN ACCORDANCE TO UL 72  
 ALARM:  
 1 = HEAT SENSOR AND DOOR CONTACT  
 1 = ALARM HOLE IN TOP HINGE SIDE  
 INTERIOR:  
 9 = 5" x 16" TELLER LOCKERS  
 DOUBLE NOSE SAFE DEPOSIT LOCKS  
 1 = 15 x 16" TELLER STORAGE LOCKER  
 1 = KEYLOCKING COMBINATION LOCK  
 1 = ADJUSTABLE SHELF  
 1 = 31 x 16" BULK STORAGE LOCKER  
 1 = KEYLOCKING COMBINATION LOCK  
 2 = ADJUSTABLE SHELVES  
 COLOR:  
 CHARCOAL GRAY



FRONT ELEVATION  
(DOOR REMOVED)



RIGHT SIDE ELEVATION



PLAN VIEW WITH DOOR OPEN AT 90°

ESTIMATED WEIGHT = 3,075 lbs

<b>HAMILTON SAFE</b>	
TL-15 COMPOSITE CHEST 58"H x 38"W x 26"D LEFT SWING - U.L. LISTED	
Drawing Number : 95-958L	Date : 12-13-04