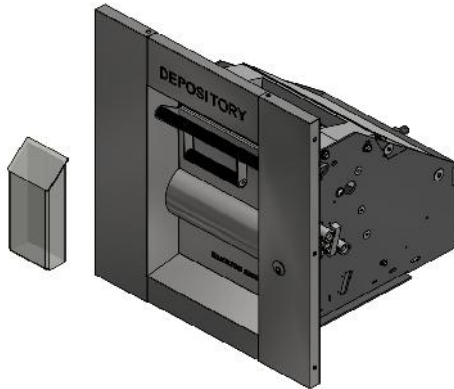


October 2015 M S R P Pricing

NIGHT DEPOSITORY HEADS

**IMPORTANT CHANGE ** Night Head does not include Housing
80-UC and 98-RH Housings Priced Separately**

<u>MODEL</u>	<u>DESCRIPTION</u>	<u>APPROX. SHIP.WT.LBS.</u>	<u>M.S.R.P</u>
80-UC No Housing	Dual - recessed (UL Listed) Drawing 14-184 5 lb. Pull, 14-194 clear wall mount envelope storage (may be converted to bag only)	210 lbs	\$ 5,748.00
80-UC Standard Housing	Standard steel housing Drawing 92-647	170 lbs	\$ 791.00
80-UC Secure Steel Housing	Secure steel housing Drawing 96-214	435 lbs	\$ 1,903.00
98-RH 5LB	Dual – Replacement Head flush (UL Listed) (may be converted to bag only) Drawing 95-629	200 lbs	\$ 5,748.00


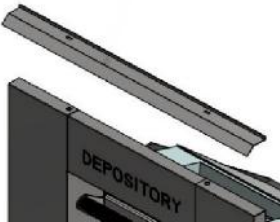


October 2015 M S R P Pricing

NIGHT DEPOSITORY HEADS

NIGHT DEPOSITORY HEAD OPTIONS

**** IMPORTANT CHANGE ** Add for Hole and if needed add for One Foot of Chute**

<u>OPTION</u>		<u>M.S.R.P</u>
Chute - Standard Steel	Per foot	\$ 297.00
Chute - Secure Steel	Per foot	\$ 402.00
Hole in Chest		\$ 134.00
Additional Head Keys Qty 24 (Part Number: 7015YAB26DK26)		\$ 124.00
Additional Head Keys Qty 48 (Part Number: 7015YAB26DK50)		\$ 248.00
Additional Head Keys Qty 98 (Part Number: 7015YAB26DKDA1)		\$ 505.00
Secure Partial Encasement (Based on how far it extends back from chest)	Priced/Inch	\$ 122.00
Junction Box for Non Concrete Cladding Depositories (Add to any 80UC housing)		\$ 335.00
Chute Closure Device (U.L. Listed) Drawing 92-670		\$ 1,862.00
Electronic Fire - Chute Closure Device (U.L. Listed)		\$ 3,884.00
80UC Camera Port Kit W/Color (Part Number: 80UCPORT-KIT/C) Includes covert camera with power supply, and cable mounting bracket installed on the 80UC camera port		\$ 1,126.00
98RH Camera Port Kit W/Color (Part Number: 98RHPORT-KIT/C) Includes covert camera with power supply, and cable mounting bracket installed on the 98RH camera port		\$ 1,126.00
Stainless steel envelope storage for depository head (Part Number: 15-018) Can be mounted underneath bucket on new 80uc heads or mounted remote		\$ 454.00
Drip Edge for 80UC Depository Head (Part Number: 80UC-LS-127)		
		
		\$ 55.00

October 2015 M S R P Pricing

NIGHT DEPOSITORY HEADS

NIGHT DEPOSITORY HEAD OPTIONS CONTINUED

<u>OPTION</u>	<u>M.S.R.P</u>
Bucket Hold Open Switch (Part Number: 15-024)	\$ 120.00
Light Housing for 80UC Housing (Part Number: E0058)	\$ 145.00
Light Bulb for 80UC housing (Part Number: E0059)	\$ 22.00
Solenoid Option for 80UC head (Part Number : 15-023)	\$ 438.00

Non Rated Heads

145-DB	Hamilton Drop Box Drawing 95-845	70 lbs	\$ 1,808.00
OPTION	Special wording for the 145-DB in black vinyl		\$ 96.00
68-EF	Envelope - flush Cowl light and envelope dispenser Drawing 92-556	65 lbs	\$ 1,594.00
125-SED	Special Envelope - Rear Load Drawing 92-637	50 lbs	\$ 1,100.00
250-WELLS	Special Envelope - Front Load Drawing 95-620	50 lbs	\$ 1,100.00

Rotary Hoppers (Interior Use Only)

95-621	Rotary Hopper commercial/envelope drop 4" x 16"		\$ 1,154.00
95-625	Rotary Hopper commercial/envelope drop 6" x 16"		\$ 1,247.00
95-627	Rotary Hopper commercial/envelope drop 8" x 16"		\$ 1,461.00
Rotary Hopper - Custom Opening	Rotary Hopper commercial/envelope drop **Custom**		Consult Factory

<u>Envelope Head with Locker</u>	<u>APPROX. SHIP.WT.LBS.</u>	<u>M.S.R.P</u>
68-LD	68-EF Envelope Head and Locker (Standard Color: Black) Locker size 20"H X 15"W X 6"D Includes: 1 ft. chute - pull knob and combination lock Drawing 92-561	200 lbs \$ 3,109.00

October 2015 M S R P Pricing

NIGHT DEPOSITORY HEADS

Package Receiver

<u>MODEL</u>	<u>DESCRIPTION</u>	<u>APPROX. SHIP.WT.LBS.</u>	<u>M.S.R.P</u>
PRS-1	Stainless Steel Exterior door - balance painted (int. clear 12"H X 12"W X 16"D) Drawing 92-580	120 lbs	\$ 2,076.00
PRS-2	Stainless Steel Exterior door - balance painted (int. clear 18"H X 18"W X 16"D) Drawing 95-869	160 lbs	\$ 2,493.00
OPTION	Keylock Per Door		\$ 109.00

REPLACEMENT KITS USING 98-RH and 80UC

<u>OPTIONS</u>	<u>DESCRIPTION</u>	<u>M.S.R.P</u>
----------------	--------------------	----------------

Replacement Kits for Specific Depository Head

B6883	80UC to American 85 and Lefebure 412	\$ 695.00
96-475	80UC to Collier ND 2000	\$ 666.00
96-451	80UC to Diebold Securomatic	\$ 735.00
96-450	80UC to Mosler Magna Dual	\$ 928.00
B10374	98RH Flat Face to Diebold Securomatic	\$ 1,318.00
96-449	98RH to Collier ND-1000	\$ 1,500.00
B6358	98RH to Diebold Polaris	\$ 891.00
B6406	98RH to Diebold Polaris RECESSED	\$ 1,235.00
96-469	98RH to Hamilton 68F	\$ 318.00
B6357	98RH to LeFebure 612	\$ 1,219.00
96-440	98RH to Meilink/Allied-Gary	\$ 1,180.00
96-705	98RH to MGM DN-88-H	\$ 1,023.00
B6379	98RH to Mosler American	\$ 684.00
B6387	98RH to Mosler C77-DF	\$ 1,074.00
B6394	98RH to Mosler C77-DR	\$ 1,177.00
96-470	98RH to Mosler Centry Dual	\$ 387.00
96-448	98RH to SEC Corp ND-11 and Kumahara	\$ 1,153.00

98RH Trim Kits for Various Applications

B6305	98RH Trim 2" Wide for Both Upright Sides Only	\$ 499.00
B6305-1	98RH Trim 2" Wide for Top and Bottom	\$ 443.00
B6305-2	98RH Trim 2" Wide Complete Trim Collar	\$ 827.00
B6306	98RH Trim 4" Wide for Both Upright Sides Only	\$ 581.00
B6306-1	98RH Trim 4" Wide for Top and Bottom	\$ 499.00
B6306-2	98RH Trim 4" Wide Complete Trim Collar	\$ 965.00
B6307	98RH Trim 6" Wide for Both Upright Sides Only	\$ 636.00
B6307-1	98RH Trim 6" Wide for Top and Bottom	\$ 552.00
B6307-2	98RH Trim 6" Wide Complete Trim Collar	\$ 1,103.00

October 2015 M S R P Pricing

NIGHT DEPOSITORY HEADS

STANDARD DEPOSITORY SYSTEMS

All Systems Include:

80UC UL Rated Depository Head w/ 5 lb Pull
Secure Steel Housing
Heat Sensor & Door Contact
Key Locking Dial Combination Lock On Outer Chest Door
24 Additional Head Keys
12" Wall Thickness
Standard Painted Finish: Charcoal Gray

Plus one of the following chests:

Model	Description	
14-051	TL-15 Steel Chest 23" H x 24" W x 24" D	\$ 12,654.00
14-052	TL-15 Steel Chest 29" H x 24" W x 24" D	\$ 12,919.00
14-053	TL-15 Composite Chest 23" H x 26" W x 26" D	\$ 11,594.00
14-054	TL-15 Composite Chest 29" H x 26" W x 26" D	\$ 11,992.00

Options:

Lock Type
Color
Door Swing

Non-Negotiable Items:

12" Wall Thickness - 13" To The Back Of The Chest
Steel Housing - No Other Options
Safe Dimensions - Must Be The Listed Size
Heat Sensor and Door Contact