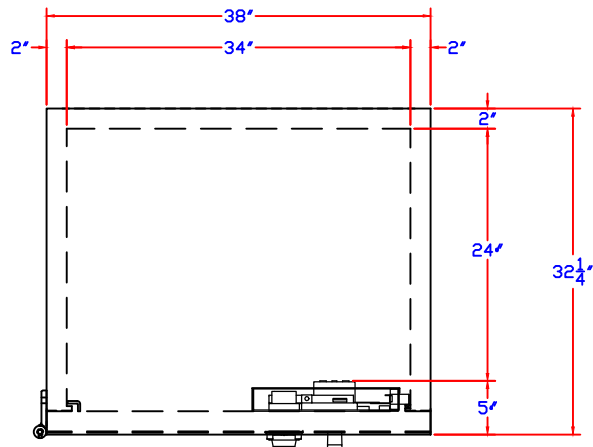


Rev - 1	5/30/12 UPDATE	2' COMP
Rev - 2		



PLAN VIEW

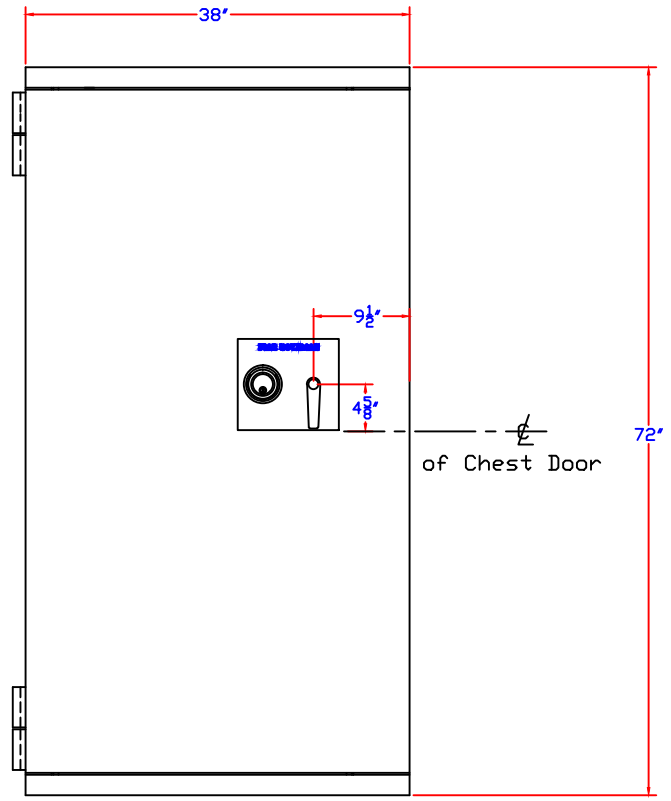
PORTABLE VAULT WITH INTERIOR

DRAWING NUMBER: 95-963L  
 COMPOSITE CHEST - 72"H x 38"W x 32 1/4"D; TL-15  
 LEFT SWING  
 LOCK: KLD. COMBINATION LOCK ON  
 (OUTER CHEST DOOR)

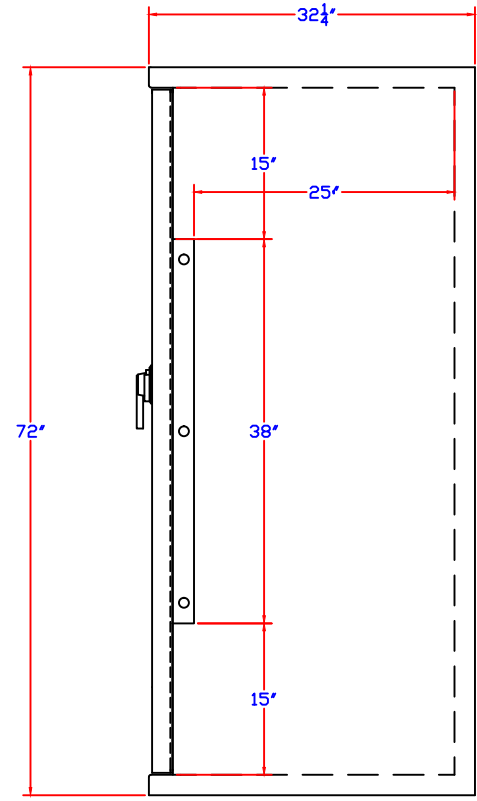
2-HOUR 350 DEGREE FIRE PROTECTION IN  
 ACCORDANCE TO UL 72

ALARM:  
 1 = HEAT SENSOR AND DOOR CONTACT  
 1 = ALARM HOLE

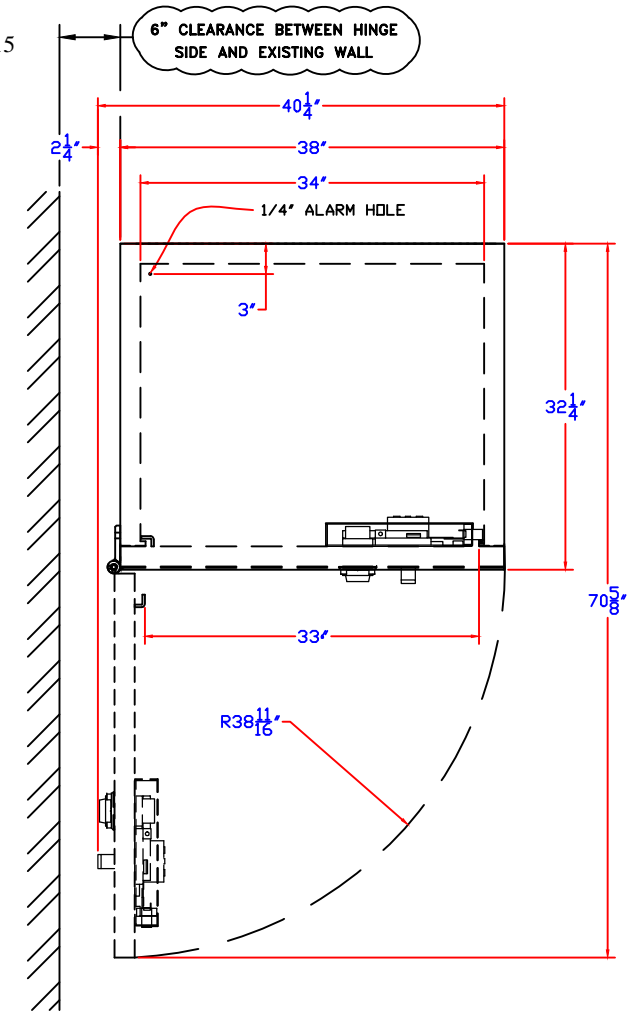
COLOR:  
 CHARCOAL GRAY



FRONT ELEVATION



RIGHT SIDE ELEVATION



PLAN VIEW WITH DOOR OPEN AT 90°

<b>HAMILTON SAFE</b>	
TL-15 COMPOSITE CHEST 72"H x 38"W x 32 1/4"D LEFT SWING - U.L. LISTED	
Drawing Number : 95-963L	Date : 12-13-04